

SDR PLY 8/14 SOCKET

Socket for PLY Series Relays



TECHNICAL SPECIFICATIONS


TYPE	SDR 8 PIN / 14 PIN	
TERMINAL TYPE	Din Rail	
CONTACT CONFIGURATION	8 Pin	14 Pin
RATED CARRYING CURRENT (RESISTIVE) AT 24 VDC / 250 VAC	10 A	
BODY MATERIAL	High Electric Grade Bakelite	
CONTACT MATERIAL	Electrical Grade Phosphor Bronze Spring Action Tubular Contacts Electroplated	
TERMINALS	Brass Electroplated	
DI-ELECTRIC STRENGTH	2.5 kV	
MAXIMUM TIGHTENING TORQUE	0.6 Nm	
INSULATION RESISTANCE AT 500 VDC AT 27°C & + 65% RH	100 Ω	
AMBIENT TEMPERATURE	-25°C To + 85°C	
ALL DIMENSIONS ARE IN mm (W x L x H)	8 PIN: 23.3 X 80.0 X 32.5	14 PIN : 46.0 X 78.5 X 30.0
WEIGHT IN GRAMS	45 gms	63 gms
MOUNTING	Din Rail & Screw	



APPLICATIONS

- Ideal Substitute for Costly Relays & Contractors having Front Screw Terminals.
- For Plug in Module & Instrument.

ORDERING CODE FOR RELAY



NOTE:-

- 1) Recommended for PLY Relays.
- 2) All Specification / Dimensions subject to Tolerance.
- 3) Any Techno commercial changes is / are prerogative of manufacturer / management of the company which can be done without any notice.



+91 22 25106104/05



+91 7045459530



sales@plarelays.com

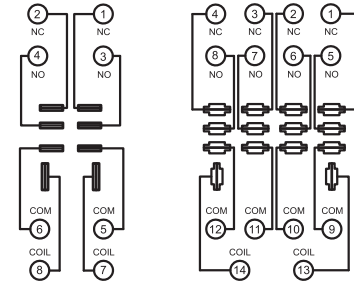
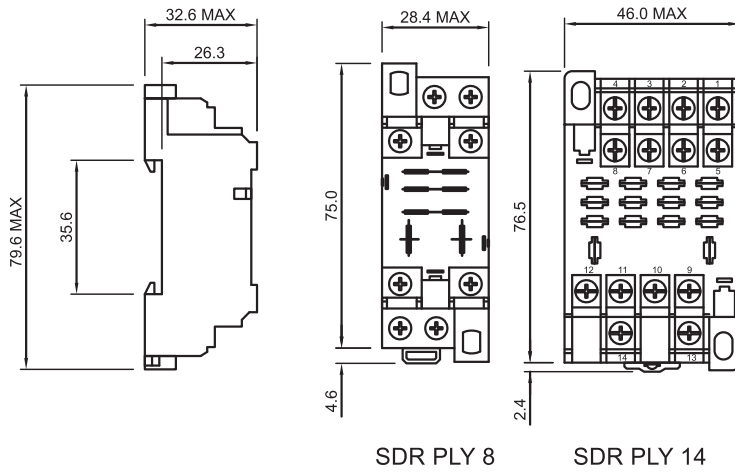


www.plarelays.com

DIMENSIONS

TYPE : SDR PLY 8/14

CONNECTION DIAGRAMS



SDR PLY 8

SDR PLY 14

NOTE :- 1) In case no tolerance shown in outline dimensions : Outline dimension 1mm, tolerance should be $\pm 0.2\text{mm}$
Outline dimension 1mm and 5mm, tolerance should be $\pm 0.3\text{mm}$ Outline dimension 5mm tolerance should be $\pm 0.4\text{mm}$
2) The tolerance without indicating for PCB layout is always $\pm 0.2\text{mm}$