


MCC - P / PCB SERIES RELAYS

MCC - P Formerly Known as PCB Series



TECHNICAL SPECIFICATIONS

TYPE		MCC - P / PCB
TERMINAL TYPE		PCB
CONTACT CONFIGURATION		2C / 3C
RATED CARRYING CURRENT (RESISTIVE) AT 24 VDC / 250 VAC		10A
CONTACT MATERIAL		Silver alloy
INITIAL CONTACT RESISTANCE (MAX)		0.050 Ω
COIL NOMINAL VOLTAGES	DC	6-220 V
	AC	6-240 V @50Hz
OPERATING POWER (MIN-MAX) FOR DC COIL		0.72 - 1.21 W
OPERATING POWER (MIN-MAX) FOR AC COIL		2.02 - 2.43 VA
DIELECTRIC STRENGTH BETWEEN	OPEN CONTACT	1500 VAC
	COIL TO CONTACT	2000 VAC
INSULATION RESISTANCE AT 500 VDC AT 27°C & 65% RH		500 MΩ
OPERATE TIME (MAX)		20 ms
RELEASE TIME (MAX)		10 ms
AMBIENT TEMPERATURE		-25°C To +55°C
ELECTRICAL LIFE (NO OF OPERATIONS)		10 ⁵
MECHANICAL LIFE (NO OF OPERATIONS)		10 ⁶
ALL DIMENSIONS ARE IN mm (W x L x H)		27.6 x 35.0 x 42(+6.0)
MAX WEIGHT IN GRAMS		48 gms (approx)
STANDARDS		Meeting as Per IEC 61810-1 JSS-50711 & JSS50101



SALIENT FEATURES

- Elegant / Sturdy and Light Weight
- High Reliability

APPLICATIONS

- Machine Tools
- Textile Machines
- Bio-medical Instruments & Appliances
- Control Panels
- Industrial & Consumer electronics
- Instrumentation • Temperature Controllers
- Electrical Equipments & Appliances
- Stabilizers
- Automation & Remote Control Systems

NOTE:-

- 1) All Specification / Dimensions subject to Tolerance.
- 2) MCC - P Formerly Known As PCB.
- 3) Any Techno commercial changes is / are prerogative of Manufacturer / Management of the company which can be done without any notice.



+91 22 25106104/05



+91 7045459530



sales@plarelays.com

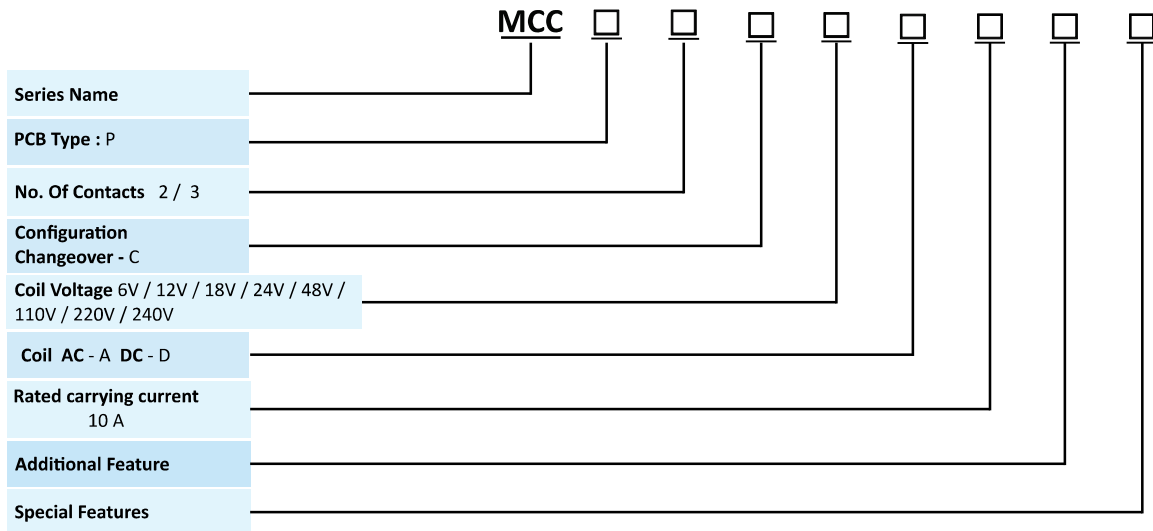


www.plarelays.com

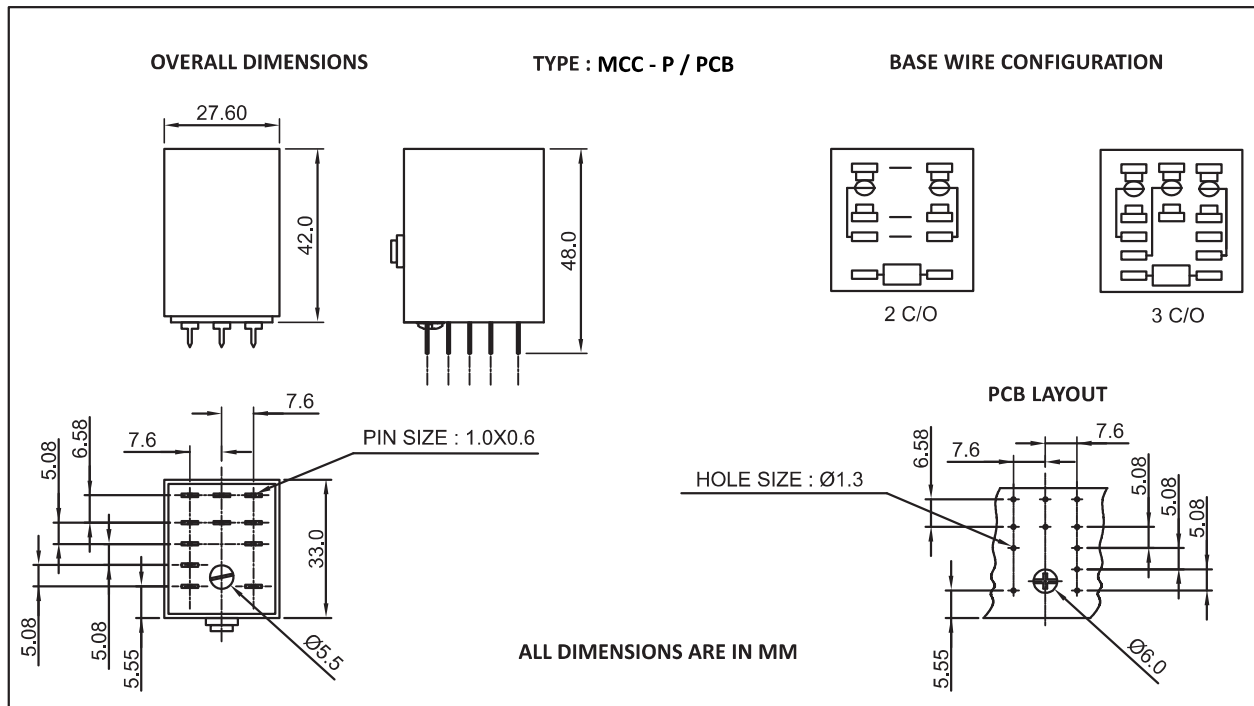
COIL – DATA (10A - MCC - P) (ALL VALUES AT 27°C ± 2°AMBIENT, COLD START)

NOMINAL VOLTAGE (V)	RESISTANCE IN OHM'S ± 10% Ω		MUST OPERATE VOLTAGE (V)	MUST RELEASE VOLTAGE (V)	OPERATING POWER FOR DC COIL	
	DC RELAY	AC RELAY			DC (W)	AC (VA)
6	30	7	4.8	0.6	1.2	2.06
12	1C	-	9.6	1.2	0.72	-
	2C	-	9.6	1.2	0.72	-
	3C	-	9.6	1.2	0.96	-
18	390	-	14.4	1.8	0.83	-
24	500	110	19.2	2.4	1.15	2.09
48	2.25k	440	38.4	4.8	1.02	2.09
110	10k	2.4k	88	11	1.21	2.02
220	40k	-	176	22	1.21	-
240	-	9.5k	192	24	-	2.43

ORDERING CODE FOR RELAY



DIMENSIONS



NOTE :- 1) In case no tolerance shown in outline dimensions : Outline dimension 1mm, tolerance should be $\pm 0.2\text{mm}$
 Outline dimension 1mm and 5mm, tolerance should be $\pm 0.3\text{mm}$ Outline dimension 5mm tolerance should be $\pm 0.4\text{mm}$
 2) The tolerance without indicating for PCB layout is always $\pm 0.2\text{mm}$



+91 22 25106104/05



+91 7045459530



sales@plarelays.com



www.plarelays.com